

Topic Snapshot: Reception



Term 5: Minibeasts



Below you will find an outline of how the topic links to the EYFS curriculum (*blue text*), the key skills which link to effective learning and development (*black text*) and ideas for supporting pupils at home (*red text*).

Communication and Language


Children will be exploring both fiction and non-fiction in our new topic. We will be finding out about lots of different minibeasts, such as spiders, snails, worms, butterflies and Ladybirds. Listen to and talks about selected non-fiction to develop a deep familiarity with new knowledge and vocabulary. *Go to the library and look for non-fiction books to explore.*



Maths

Children will be exploring the composition of numbers up to 10, saying when the number is 5 and some more. Has a deep understanding of number to 10 including the composition of each number. *Make patterns with 5,6,7,8,9,10 objects of only 2 colours. How many of each colour do you have? Use the example stem sentence " 8 is made from 5 and 3. 5 and 3 is 8. "*

Children will play track games and compare numbers. Compare quantities up to 10 in different contexts, recognising when one quantity is greater than, less than, or the same as another. *Play dice and board games at home.*



Idea Shared By: Jo Booher

Literacy

Children will use their knowledge of high frequency words and their phonics skills to read simple sentences in their phonics groups and in class as we work towards the Early Learning Goals for Word Reading

Reads aloud simple sentences and books consistent with his or her phonic knowledge, including some common exception words, (Keywords). (ELG) *Read with your child and record this reading in the school Reading Record.*

Children will use their knowledge of sounds to write simple sentences inspired by our topic work.

Writes simple phrases and sentences that can be read by others. (ELG)

Encourage writing for a purpose at home: cards, letters, shopping lists, notes to family members and signs.

Expressive Art and Design

Children will be exploring the topic of minibeasts through different resources. We will create sculptures using clay, playdough, and paint, exploring different textures and techniques.

Safely uses and explores a variety of materials, tools and techniques, experimenting with colour, design, texture, form and function. (ELG)

Look for minibeasts in your garden and then choose to represent them with either drawing, painting or model-making.



Personal, social & Emotional Development

Our theme for Term 5 is Relationships We will be discussing ways to make friends and to think of ways to solve problems between friends.

Forms positive attachments to adults and peers. (ELG)

Discuss ways in which someone can be a good friend.



Understanding the World

In this topic, we will explore minibeasts— learning about their appearance, diet, and habitat. We'll go on minibeast hunts around the school and during Forest School, observing and drawing the minibeasts we find. We will explore maps, learning about Bristol and another place. We'll create maps to locate minibeasts, comparing different environments and their habitats.

Explores the natural world around him or her, making observations or drawings of animals and plants. Describe their immediate environment using knowledge from observation, discussion, stories, non-fiction texts, and maps. (ELG)

Go on a minibeast hunt in your garden, in the park or on the way to school. Bring in any minibeasts you find so we can observe them to-

Physical development

We will be having PE sessions in the hall. We will also be making use of our Trailblazer, (the adventure play equipment near the field.) We will also be using our bikes, trikes and other physical playground equipment at certain times of the day. We will also continue to explore the field in our forest school experience. Confidently and safely uses a large range of equipment, inside and outside. You could take your child to play outside in a park.

Children will be practising their fine motor skills with a range of cutting and threading activities. Uses a range of small tools, competently and safely. Practise drawing and writing with pens and pencils, and cut paper with scissors.

Special Dates:

Noah's Ark Zoo Visit—Tuesday 5th of May.

Things to Remember:

- *Please inform a classroom adult or contact the School Office if there is a change in your child's pickup arrangements or contact details. This ensures all children go home safely and allows us to reach you if needed.*
- *Please ensure all your child's belongings are clearly labelled with their name. PE bags should remain in school and be taken home at the end of each term (T-shirt, shorts, daps).*
- *Velcro-fastened shoes are the best option for young children.*
- *Please do not bring toys, jewellery, extra hair accessories, or sweets to school.*
- *Hooped earrings are not permitted in school.*
- *Please ensure your child brings their book bag to school daily, containing their reading book and reading record.*
- *We always appreciate offers of help, as there is plenty to do! If you're interested, please speak to your child's class teacher to complete a DBS form. A current DBS is required for assisting on school trips.*

We hope you have a fantastic Term 5!