

Topic Snapshot—YEAR TWO

Term 1—Antarctic Adventure

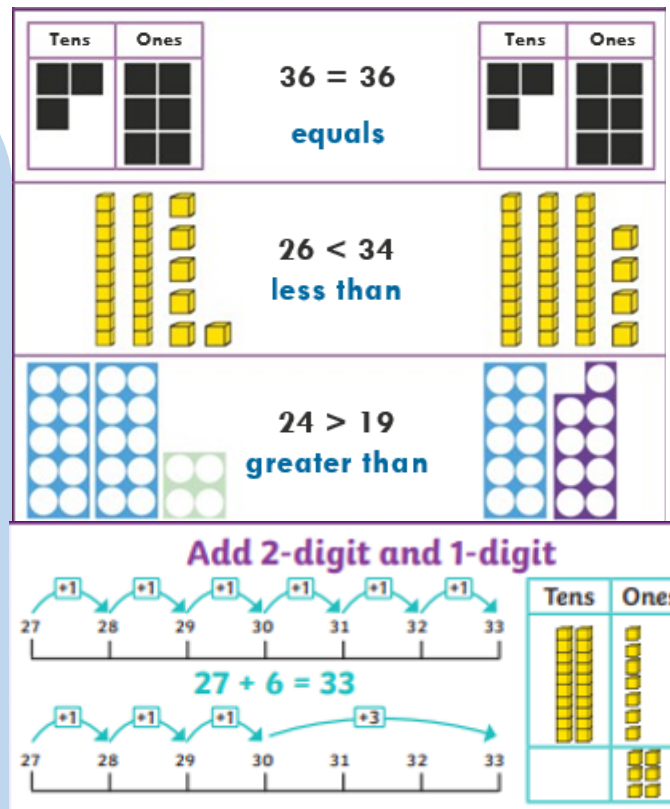
Our key texts reflect this topic and the information below shows how the topic links to the National Curriculum (blue text). The key skills which link to effective learning and development (black text) are also listed. We have also put ideas for home learning (red text). As we move through the term the planning will be influenced by the children's learning, interests and responses.

LITERACY:

Phonics: We have daily Phonics lessons, using Read, Write Inc. for children who are using this as their main strategy for reading. Children will be grouped with other children from across the school to ensure they get the correct support and challenge. Children will apply phonics knowledge as the route to decode words. Please practice reading their phonics book with your child everyday.

Writing: We will all have guided and independent writing each week. We will usually look at a text for more than 1 week and produce a variety of writing linked to that book. Children will be asked to write in sentences with a range of punctuation. They will be encouraged to write known words correctly from memory and to sound out new words, including compound words and words with suffixes. We will be focussing upon handwriting, with letters being the correct size in relation to one another and beginning to join some letters. Practise handwriting at home, using a pencil and forming letters neatly.

Reading: Children will re-read phonically decodable books and then a wider range of texts. They will re-read books, sounding out unfamiliar words accurately, to build up fluency and confidence in word reading through one to one reading with their Class Teacher every week. Your child can choose a book to take home. Please encourage your child to read it at least 3 times to develop fluency and sign the Reading Log. If your child is reading a longer, chapter book then read a little every day.



MATHEMATICS



This term we be learning to partition 2 digit numbers into 10s and 1s. We will the move onto addition and subtraction.

Read and write numbers to at least 100 in numerals and in words.

Recognise the place value of each digit in a two digit number (tens, ones)

Identify, represent and estimate numbers using different representations including the number line

At home you can practice sharing 2 digit numbers into different combinations of 10s and 1s e.g. 43 can be 4 tens and 3 ones or 3 tens and 13 ones.



Computing

This term we will be learning about IT around us at school, at home and in the wider world.

- I can find examples of information technology
- I can sort IT by where it is found
- I can talk about uses of information technology

At home, remember to use the Chromebooks and access Google Classrooms.



Art & Design Technology


Textiles: Pouches

This term we will be learning how to sew a running stitch, prepare and cut fabrics and decorate a pouch with different materials.

- To sew a running stitch.
- To cut fabric using a template.
- To join fabrics using a running stitch.
- To decorate a pouch using fabric glue or stitching.

PSHE (Jigsaw):

This term's theme is 'New Beginnings.' Children will have opportunities to think about how it feels to start a new school year and how to identify and manage their emotions.



PE

Coaches who will be teaching PE day on a Friday with a focus on Agility, Balance, and Coordination (ABCs) and Participation We will also be continuing with brain breaks in the class using BBC Supermovers.

RE—Why do we need to give thanks?

Using a range of sources including survey data, children will learn about a range of beliefs and how they use offerings to show gratitude.


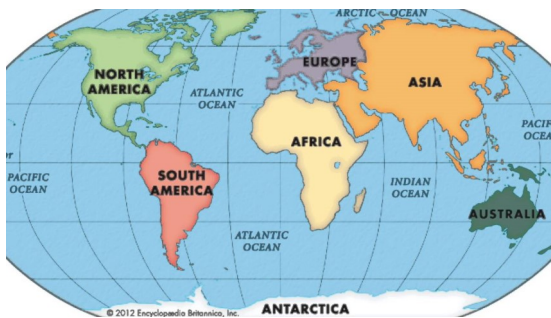
- To identify how and why some people say thank you.
- To appreciate why harvest is an important time to express gratitude.
- To identify some of the ways and reasons Hindus and Christians might show their gratitude to God.
- To describe how and why some Hindus use puja to express gratitude to God.
- To describe how worship songs are used to express gratitude to God.



Geography and History:

Children will learn about Antarctica. We will explore the climate as well as what physical and human features that can be found there. We will use compass directions to help us navigate and create maps. Children will learn about the explorer Ernest Shackleton and how he made an impact to the world.

- To devise a simple map using a key
- To use geographical vocabulary
- To name and locate the 5 oceans
- To locate hot and cold areas in relation to the poles and equator
- To use compass directions
- To explain significant individuals and events beyond living memory.



Science—Use of everyday materials

We will be learning that objects are made from different materials, that twisting, stretching, bending and squashing can change a solid shape and name different properties to make a material suitable for its use.

- To recognise that objects are made from materials that suit their uses.
- To recognise that the shapes of some solid objects can be changed.
- To compare the suitability of materials for particular uses.
- To recognise that some materials are harmful to the environment.
- To gather and record data

A Few Reminders

We would really appreciate any support with Reading in school, craft activities or occasional help with class trips. If you are able to help then please go to the Office and ask for a DBS pack.

Could we please ask that all children's belongings, particularly clothing are clearly named and that your child brings their Book Bag and Reading Log to school every day.

Please send your child in with their PE kit on for their lessons on Fridays.

If your child is being picked up by someone other than yourself please ensure the Teacher/Office is aware of the arrangement. The Teacher/Office must be informed of any changes to these arrangements by the end of the day concerned.

If you have moved house, changed telephone numbers or any other contact details please tell the Office.