

Topic Snapshot: Reception





Term 3: People Who Help Us



Below you will find an outline of how the topic links to the EYFS curriculum (*blue text*), the key skills which link to effective learning and development (*black text*) and ideas for supporting pupils at home (*red text*).

Communication and Language

Children will be exploring both fiction and non-fiction on our new topic. We will be finding out about the role of the Police, Fire Service and Paramedics. As well as doctors, nurses and dentists. If you have any of these jobs and you are willing to come in to talk to the children, please let us know. Listen to and talks about selected non-fiction to develop a deep familiarity with new knowledge and vocabulary. *Go to the library and look for non-fiction books to explore.*



Literacy

Children will using their knowledge of keywords and their phonics skills to read simple sentences in their phonics groups.

Is able to blend sounds into words, so that your child can read short words made up of known sounds. *Read with your child and record this reading in the school Reading Record.*

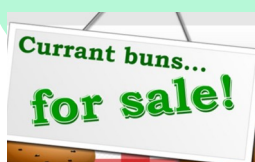
Children will using their knowledge of sounds to write simple captions starting with I like.... I can see.....

Is able to spell words by identifying the sounds and then writing the sound with letters. *Encourage forming sentences like these verbally during discussions about People Who Help Us*

Maths

Maths

Children will practising their counting skills, knowing that the last number reached tells us how many items are in the set. Know that the last number reached when counting a small set of objects tells you how many there are in total. *At home, you could count toys, food items, steps and look out for numbers around you. We will be exploring the composition of numbers, understanding that 5 is made up of other smaller numbers. Is able to explore the composition of numbers to ten. Sing songs such as 5 little speckled frogs or 5 currant buns and talk about how many have*



Expressive Art and

Design

Children will be using cutting and choosing skills, will be making models and presenting what they have made.

Explores, uses, refines a variety of effects to express his or her ideas and feelings. **At home, encourage your child explore using "junk" to build imaginatively.**



Personal, social & Emotional Development

Our theme for Term 3 is Dreams and Goals. We will be talking about perseverance, not giving up until we have reached our goals. Can set and work towards simple goals. **Create a vision board as a family. Cut out pictures that represent future goals and dreams.**




Understanding the World

Through this topic we will be finding out about the different jobs that people do. We will interview people in the school to find out what they do. Show an interest in different occupations.

Find out what different family members do for work. What skills do they need?

We will be finding out about important nurses from the past, Florence Nightingale and Mary Seacole.

Shows an understanding of the past through settings, characters and events encountered in books read in class and storytelling. **Find out about how doctors and nurses did their job in the past.**



Physical development

We will be having PE sessions in the hall. We will also be making use of our Trailblazer, (the adventure play equipment near the field.) We will continue to use our bikes, trikes and other physical playground equipment at certain times of the day. We will continue to explore the field in our forest school experience. Confidently and safely uses a large range of equipment, inside and outside. **You could take your child to play outside in a park.**

Children will be practising their fine motor skills with a range of cutting and threading activities. Uses a range of small tools, competently and safely. **Practise drawing and writing with pens and pencils, and cut paper with scissors.**



More information

Exciting Visitors and Trips This Term!

We have lots of special guests joining us in school this term, including our Lollipop Lady, local police officers, nurses, fire fighters and more!

Towards the end of term, we'll also be visiting **St George's Library**. If you're able to help on trips, please pop into the school office to sign up—your support makes these experiences possible, and we really appreciate it! It takes several weeks to process the paperwork, so we need parents to sign up in advance.

Things to Remember

- **Pick-Up Arrangements:** If someone different will be collecting your child, or if your contact details have changed, please let a classroom adult know or call the School Office.
- **Label Belongings:** Make sure all your child's items are clearly named. PE bags (with T-shirt, shorts, and daps) should stay in school and go home at the end of term. **Please return PE bags this week!**
- **Footwear:** Shoes with Velcro fastenings are best for little ones.
- **What Not to Bring:** Please do not send toys, jewellery, or sweets into school.
- **Book Bags:** Your child should bring their book bag every day, with their reading book and reading record inside.
- **Helping in School:** We always welcome offers of help! If you're interested, please speak to your child's Class Teacher about completing a DBS form. A current DBS is required for school trips.

We hope you have a fantastic Term 3!