

Topic Snapshot—YEAR ONE

Term 1 - Me and My Community

Our key texts reflect this topic and the information below shows how the topic links to the National Curriculum (blue text). The key skills which link to effective learning and development (black text) are also listed. We have also put ideas for home learning (red text). As we move through the term the planning will be influenced by the children's learning, interests and responses.

LITERACY:



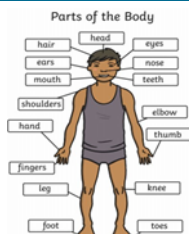



Phonics: We have daily Phonics lessons, following the Read, Write Inc (RWI) programme. Children will be grouped with other pupils from across the school to ensure they get the correct support and challenge. Children will apply phonics knowledge as the route to decode words. Please read the Read Write Inc phonics book (in their book bag) with your child everyday.



Writing: Children will begin the year by writing labels and captions, before moving on to poetry and then finally writing a recount of our local area walk. They will be encouraged to write known words (keywords) correctly from memory and to sound out new words. We will be focussing on handwriting, with letters formed in the correct direction, being the correct size and sitting on the line. Draw a picture and ask your child to label it.

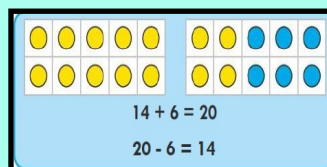
Reading: Children will read phonetically decodable books and develop pleasure in reading.

In addition to daily phonics lessons, each child will read one to one with their Class Teacher every week. As well as their RWI book, your child can choose a book to take home from our school library. As soon as they have finished their book please return it back to school as your child will not be able to borrow another book until the previous one has been returned. Please bring their Book Bag and their

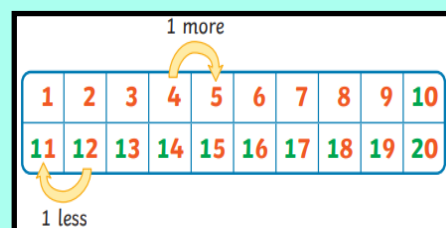


MATHEMATICS

This term we be starting to learn about comparing height, weight and quantity, using the vocabulary, more than, less than, equal to. We will then be using part-part-whole diagrams to make and share quantities of objects in different ways, recording our work. The children will read and write numerals. We will then progress to learning addition and subtraction (number bonds) for these numbers and the commutative law e.g. $2+3=5$ therefore $3+2=5$.



Ask your child to order small groups of objects from smallest to greatest or greatest to smallest.



SCIENCE

We will be learning about human body parts and their function. We will also be learning about our senses, including conducting some experiments to test our five senses. Children will use the simple tests and their observations to suggest answers to questions. We will learn about the seasons, recording the changes we observe over time.

Visit St George's Park and make a list of the signs of Autumn.

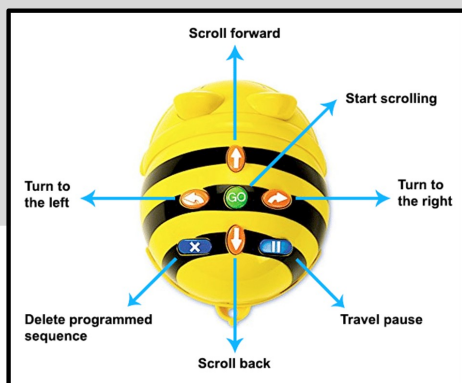


Computing

The children begin each term with e-safety lessons, so they can seek help if they have concerns about content seen on the internet.

Following this, the children will write programmes to control a Bee-Bot. They will be developing an understanding of what programs are and that you need to give clear instructions to make them work.

They will be creating, mending and predicting the behaviour of simple programs.



PSHE (Jigsaw):

This term's theme is 'Being me in my World'. Children will have opportunities to appreciate and celebrate differences and similarities between themselves and others. They will spend time agreeing on their Class Charter and how they can make their classroom and learning environment a positive place to learn and develop.



Art

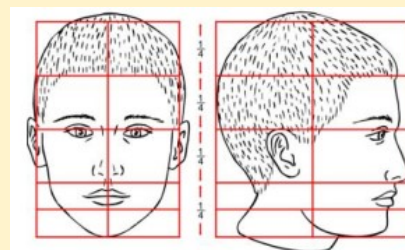
This term we will be painting and printing using primary colours, then mixing them to make secondary colours. We will then design and paint our own plate, inspired by Clarice Cliff.

Name different artists, craft makers and designers and talk about the things that are similar and different in their work.



Create a piece of art at home that uses the three primary colours.

Later in the term we will be looking closely at our faces in mirrors, and drawing self-portraits.





GEOGRAPHY:

I can name features in my local area. I can locate features in my local area.

We will learning about our local area (St George), including looking at maps to identify features and amenities. We will go on a walk around our local area and then create our own maps to show the features that we saw. We will add labels and captions to our maps.



Walk around the area where you live, talking about the features. Look at your home. Do you know when it was built? Does it have any interesting features?



Dance and PE

We are fortunate to have our expert coaches from Bristol Rovers to take our PE lessons in Year 1. **Our PE day will be Thursday**, please send your child in with their PE kit on. **T-shirt and shorts, a long sleeved top and track suit bottoms/leggings are suitable when the weather gets colder.**


I can use a range of movement, including jumping, and balancing in a range of activities. I can perform dances using movement patterns.



HISTORY

The focus will be on **changes over time**. People change over time, we grow from babies to toddlers, children to teenagers then young adults to elderly. The way we look changes as we grow and the things that we can do also changes.

Create a family tree with your child. Do you have old photographs of the local area you can share and talk about? Please get in touch if you have lived in the area for a long time and have seen how it has changed—



Key dates: Please see Important Dates document within the Headmasters Newsletter section of our school website.

A Few Reminders:

If you are available to support with any trips or events in school such as listening to children read, please sign up to be a helper. Please enquire with the School Office regarding how to make an application for a DBS as this will be needed before you can support with any trips/events.

Year 1's PE day is Thursday. Please ensure the children come to school dressed in the following on these days:

Please remember to clearly label all your child's belongings, particularly clothing.

Thank you for your continued support—we look forward to an exciting term ahead in Year 1!

T-shirt (white)	
Sweatshirt (blue)	
Cuffed (elasticated around the bottom of the legs) Tracksuit bottoms/joggers/leggings (blue or black)	
Pumps or trainers (black)	