

Topic Snapshot: Reception

Term 3: Food Glorious Food




Below you will find an outline of how the topic links to the EYFS curriculum (*blue text*), the key skills which link to effective learning and development (*black text*) and ideas for supporting pupils at home (*red text*).

Communication and Language

Children will be exploring stories around the theme of food. These include *Pass the Jam Jim*, *Handa's Surprise*, and *Oliver's Vegetables*. Can retell the story, once familiar with the text, using some exact repetition and some own words. *Reread reading books sent home, retelling the story after each read.*

Children will be sharing their knowledge about food, discussing their likes and dislikes and using descriptive language

Use new vocabulary in different contexts. *Encourage discussions around the dinner table. What can you see, taste, smell?*



Maths

Children will practising their counting skills, knowing that the last number reached tells us how many items are in the set. Know that the last number reached when counting a small set of objects tells you how many there are in total. *At home, you could count toys, food items, steps and look out for numbers around you. We will be exploring the composition of numbers, understanding that 5 is made up of other smaller numbers. Is able to explore the composition of numbers to ten. Sing songs such as 5 little speckled frogs or 5 currant buns and talk about how many have gone and how many are left.*



Literacy

Children will using their knowledge of high frequency words and their phonics skills to read simple sentences.

Can read a few common exception words *Practise words sent home to get a certificate and a new set!*

Children will using their knowledge of sounds to write simple captions starting with *I like...., I can see,*



Is able to spell words by identifying the sounds and then writing the sound with letters. *Encourage forming sentences like these verbally during discussion about books or about food.*

Expressive Art and

Design

Children will be using a variety of media such as paints, pastels, chalks and collage to respond to the stories we have been listening to. Children will be accessing creative resources freely in the outdoor classroom.

Explores, uses, refines a variety of effects to express his or her ideas and feelings. **At home, encourage your child to draw their ideas and things that they can see.**



Understanding the World

Through the topic of food and some of the stories we will be reading, children will explore and discuss the similarities and differences between life in this country and other countries. Recognise some similarities and differences between life in this country and life in other countries.

Talk about family traditions, family recipes, and the different places members of your family live.

We will be cooking, preparing food and making observational drawings of fruit and vegetables.

Understands and notices important changes and processes in the natural world including changing states of matter. **Include your child in the preparation of snacks or meals, talking about what you are doing.**



Physical development

We will be having PE sessions in the hall. We will also be making use of our Trailblazer, (the adventure play equipment near the field.) We will also be using our bikes, trikes and other physical playground equipment at certain times of the day. Confidently and safely uses a large range of equipment, inside and outside. **You could take your child to play outside in a park.**

Children will also take part in lots of activities including cutting with scissors, chopping vegetables and kneading dough. Use a range of small tools, competently and safely. **Practise drawing and writing with pens and pencils, and cut paper with scissors.**



Dates for your diaries:

Week beginning 10th Feb : Children's mental health week.

13th Feb: Parents/carers invited into class to read with children.

Things to Remember:

- Make sure that you tell an adult in the classroom or phone the School Office if somebody different will be picking up your child or if contact numbers have changed.
- Please make sure that **ALL** of your child's belongings are clearly labelled with a name.
- In Reception, children are expected to change for PE. This is so we can practice our self-help skills. PE Bags should always be kept in school and taken home at the end of term. (Labelled T-shirt and shorts or fitted leggings—all in a named bag)
- It is important that your child brings their Book Bag to school on a daily basis, with their reading book and reading record inside.
- Any offers of help would be gratefully received as there is always lots to do! Please see your child's Class Teacher if you are interested and would like to complete a **DBS form**. **You will need a current DBS if you want to help on school trips.**

We look forward to an exciting term 3.

We are fortunate to have such wonderful children in our reception classes, and we are always happy to offer support when needed. This term, we expect the children to become more independent. This includes using the toilet on their own, dressing themselves, and taking responsibility for their coats and other belongings.

At home, please encourage them to do many things independently, such as putting away their clothes, dressing themselves in the morning, carrying their belongings, and walking to school without being carried. These actions will help them grow in independence, responsibility, respect and self-care.

WHEN YOU

**Cut it for me
Draw it for me
Write it for me
Open it for me
Close it for me
Find it for me**

ALL I LEARN IS

**That you can do it
better than me.**

