

Topic Snapshot: Reception



Term 5: Minibeasts



Below you will find an outline of how the topic links to the EYFS curriculum (*blue text*), the key skills which link to effective learning and development (*black text*) and ideas for supporting pupils at home (*red text*).

Communication and Language


Children will be exploring both fiction and non-fiction in our new topic. We will be finding out about lots of different minibeasts, such as spiders, snails, worms, butterflies and Ladybirds. Listen to and talks about selected non-fiction to develop a deep familiarity with new knowledge and vocabulary. *Go to the library and look for non-fiction books to explore.*



Maths

Children will use their understanding of doubles to subitise, (see with fast eyes), complex arrangements of dots. Is able to subitise quantities up to 5 (ELG). *Count collections of objects when out and about. How quickly can you see amounts of objects?*

Children will be exploring the composition of numbers up to 10, saying when the number is 5 and some more. Has a deep understanding of number to 10 including the composition of each number. *Make patterns with 5,6,7,8,9,10 objects of only 2 colours. How many of each colour do you have? Use the example stem sentence " 8 is made from 5 and 3. 5 and 3 is 8. "*



Idea Shared By: Jo Booter

Literacy

Children will use their knowledge of high frequency words and their phonics skills to read simple sentences in their phonics groups and in class as we work towards the Early Learning Goals for Word Reading

Reads aloud simple sentences and books consistent with his or her phonic knowledge, including some common exception words, (Keywords). (ELG) *Read with your child and record this reading in the school Reading Record.*

Children will use their knowledge of sounds to write simple sentences inspired by our topic work.

Writes simple phrases and sentences that can be read by others. (ELG)

Encourage writing for a purpose at home: cards, letters, shopping lists, notes to family members and signs.

Expressive Art and Design

Children will be exploring the topic of minibeasts through different resources. Painting, pastels, pencils and creating models with recycled materials. We will finish our topic with an 'Ugly Bug Ball' where we will dress up and learn a minibeast dance.

Safely uses and explores a variety of materials, tools and techniques, experimenting with colour, design, texture, form and function. (ELG)

Look for minibeasts in your garden and then choose to represent them with either drawing, painting or model-making.



Personal, social & Emotional Development

Our theme for Term 5 is Relationships We will be discussing ways to make friends and to think of ways to solve problems between friends.

Forms positive attachments to adults and peers. (ELG)

Discuss ways in which someone can be a good friend.



Understanding the World

Through this topic we will be exploring the world of the minibeast. Finding out about different minibeasts, what they look like, what they eat, where they live. We will be going on lots of minibeast hunts around the school grounds and during our forest school experience. We will also be observing the minibeasts we find closely and making observational drawings of them.

Explores the natural world around him or her, making observations or drawings of animals and plants. (ELG)

Go on a minibeast hunt in your garden, in the park or on the way to school. Bring in any minibeasts you find so we can observe them together.

Physical development

We will be having PE sessions in the hall. We will also be making use of our Trailblazer, (the adventure play equipment near the field.) We will also be using our bikes, trikes and other physical playground equipment at certain times of the day. We will also continue to explore the field in our forest school experience. Confidently and safely uses a large range of equipment, inside and outside. You could take your child to play outside in a park.

Children will be practising their fine motor skills with a range of cutting and threading activities. Uses a range of small tools, competently and safely. Practise drawing and writing with pens and pencils, and cut paper with scissors.

More information

From Term 3 onwards children will be working in a phonics group matched to their ability each day from 9.10 until 9.40.

Things to Remember:

- Please make sure that you **inform an adult in the classroom or phone the School Office** if **somebody different** will be picking up your child or any contact numbers have changed. This means that we can be sure that everyone has gone home safely and that we can contact you if necessary.
- Please make sure that **ALL** of your child's belongings are clearly labelled with a name. PE Bags should always be kept in school and taken home at the end of term. (T-shirt, shorts, daps.) Please bring PE bags back to school this week!
- Shoes with **Velcro fastenings** are best for small children.
- Please do not bring any toys, jewellery, extra hair accessories or sweets to school!
- Please remember that hooped earrings are not allowed in school.
- **It is important that your child brings their Book Bag to school on a daily basis, with their reading book and reading record inside.**
- Any offers of help would be gratefully received as there is always lots to do! Please see your child's Class Teacher if you are interested and would like to complete a **DBS form**. **You will need a current DBS if you want to help on school trips.**

WE hope you have a fantastic Term 5!

