

Year 2, T4 Explorers– Computing Knowledge Organiser

Subject Specific Vocabulary

Data and information

Interesting Website

word

definition

Data

information

Tally

A simple way of recording and counting frequencies

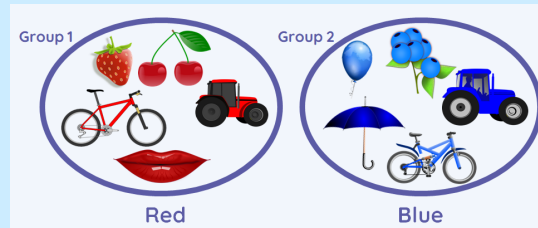
Pictogram

A chart that uses pictures to represent data

Attribute

A property of an object or person. Something you can say it has.

Objects can be grouped by their attributes.

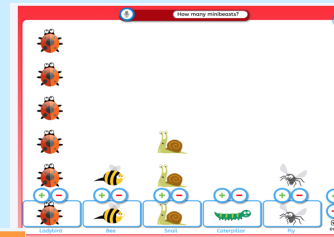


Data can be presented in different ways, including tally charts, pictograms and block diagrams:

Minibeast tally chart

Introduction
Use the tally chart to record how many minibeasts you can find.

| Minibeast | Tally | Total |
|-----------|-------|-------|
| | | 5 |
| | | 1 |
| | | 2 |
| | | 0 |
| | | 1 |



<https://www.j2e.com/jit5#pictogram>



Your child will learn to create pictograms in their computing sessions in school.

This site will support their data handling knowledge using technology to represent their data.




E-Safety

Remember! Not everything that you read online is true.

Look for clues to help you decide whether information might be true or not.

To check any information that you find, remember to talk to a trusted adult about it.

E-Safety Book:



Home Challenge!

Use the link <https://artsandculture.google.com/project/street-view> to find a and explore a museum you enjoy on Google Earth.

Can you plot its location on a map?