

Topic Snapshot—YEAR ONE




Term 3 - Pirates!

Our key texts reflect this topic and the information below shows how the topic links to the National Curriculum (blue text). The key skills which link to effective learning and development (black text) are also listed. We have also put ideas for home learning (red text). As we move through the term the planning will be influenced by the children's learning, interests and responses.

LITERACY:

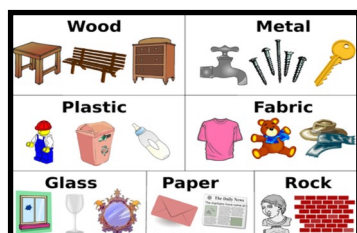
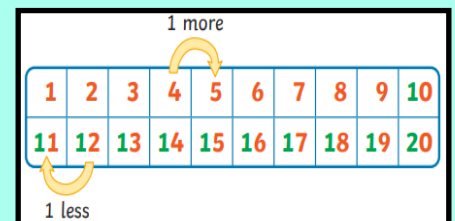
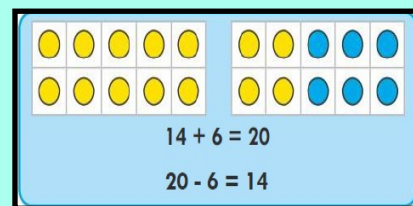
Phonics: We have daily Phonics lessons following the Read, Write Inc. (RWI) programme. Children are grouped with other children from across the school to ensure they get the correct support and challenge. Children will apply phonics knowledge as the route to decode words. Please practice reading your child's RWI phonics book with them everyday and sign their reading log at least three times a week.

Reading and Writing: We will be reading various pirate themed books with the children over the course of this term (see some examples below). Your child will share reading books and develop pleasure in reading. The children will be producing various written outcomes linked to these books, including writing a job advert for a pirate, instructions through a treasure map and an information text about Blackbeard. They will also be writing their very own pirate themed stories! Write a pirate story of your own at home—think carefully about the problem in your story and what the resolution will be.



MATHEMATICS

This term we be learning about place value to 20. They will read and write numerals and number words to 20. We will then progress to learning addition and subtraction facts (number bonds) for these numbers. Read, write and interpret mathematical statements involving addition (+), subtraction (−) and equals (=) signs. Represent and use number bonds and related subtraction facts within 20



SCIENCE

We will be learning to identify and name a variety of everyday materials including wood, plastic, glass, metal, water, rock and paper. The children will then be describing the properties of these materials, before comparing them and sorting/grouping them together on the basis of these properties.

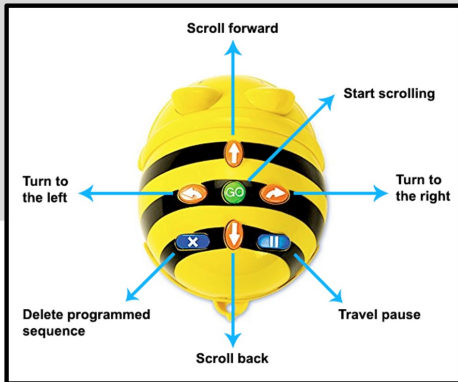
Look at objects around your house. Can you name them and identify what they are made from?

Computing

The children begin each term with e-safety lessons, so they can seek help if they have concerns about content seen on the internet.

Following this, the children will write programmes to control a Bee-Bot. They will be developing an understanding of what programs are and that you need to give clear instructions to make them work.

They will be creating, mending and predicting the behaviour of simple programs.



PSHE (Jigsaw):

This term's theme is Dreams and Goals. Children will have opportunities discuss what they are proud of and what they would like to achieve in the future. They will think about what they need to do to achieve their goals and the achievable steps they need to take.

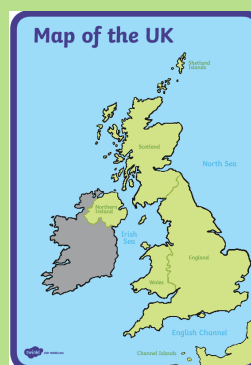


GEOGRAPHY:

In Geography, the children will learning about the seas of the UK and using a map to find the names of the seas. They will make links to our pirate topic, exploring where Blackbeard sailed.

The children will then compare Bristol and the Caribbean, again making links to our pirate topic. They will be researching the similarities and differences between the two places, for example comparing and contrasting weather, buildings etc.

I can use maps, atlases and globes to look at UK seas. I can use sources to collect information.



Design Technology

The children will be designing and building a pirate ship for Blackbeard. They will make links to science when considering which materials to use and when exploring how their ship can be made stronger and steadier.



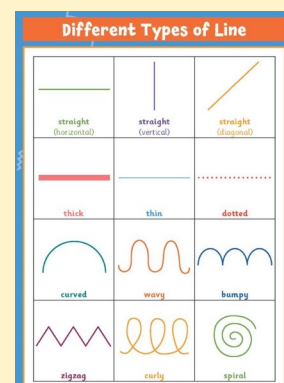
Create a pirate themed object using recycled materials at home (junk modelling). For example, make a telescope, raft, treasure map or cutlass etc

Art

The children will be learning about various artists this term in order to name different artists, craft makers and designers and talk about the things that are similar and different in their work. This will include artists such as Bridget Riley who uses lines to create her art. The children will also be exploring the use of shape in art, before creating their own observational drawing of a pirate themed object.



Create a piece of art at home that uses different types of line. See how many types you can include in one picture!



Dance and PE

Our P.E. focus for Term 3 is dynamic and static balances. The children will learn to travel in a line with minimal wobble, both forwards and backwards, and to balance on a bar. We will practise using these skills on P.E. apparatus and at other times, such as when learning to dance like a pirate. I can use a range of movement, including jumping, and balancing in a range of activities. I can perform dances using movement patterns .



HISTORY

The children will learn about the lives pirates had on their ships, identifying similarities and differences to their own lives.

The children will learn about famous pirates, such as Blackbeard, Calico Jack, Anne Bonney and Mary Read, who come from Bristol. They will share their knowledge with others in their class and add key dates to a class timeline.

I can discuss and describe the lives of important people.

Research a famous pirate of your choosing at home. Create a fact file to share with your class.

Key dates:

Friday 5th January 8.45 – 9.15am – P/Cs invited into class to read with children

Monday 8th January— Year 1 Pirate day! Children dress up as a pirate and enjoy a visit from Captain Barnacle.

Tuesday 30th January 9am – Lovell Class assembly—P/Cs please come and join us!

Tuesday 6th February - Little Red Hen visit— we will be meeting the real Little Red Hen to begin our 'Take a Tale' week.

A Few Reminders:

If you are available to support with any trips or events in school such as listening to children read, please sign up to be a helper. Go to the front Office and ask for a form.

Year 1's PE days are Tuesday's and Thursday's. Please ensure the children come to school dressed in the following on these days:

T-shirt (white)	
Sweatshirt (blue)	
Cuffed (elasticated around the bottom of the legs) Tracksuit bottoms/joggers/leggings (blue or black)	
Pumps or trainers (black)	

Please remember to clearly label all your child's belongings, particularly clothing.

Thank you for your continued support—we look forward to an exciting term ahead in Year 1!