

Topic Snapshot—YEAR TWO

Term 2 —Victorian Bristol

Our key texts reflect this topic and the information below shows how the topic links to the National Curriculum (blue text). The key skills which link to effective learning and development (black text) are also listed. We have also put ideas for home learning (red text). As we move through the term the planning will be influenced by the children's learning, interests and responses.

LITERACY:



Phonics: We have daily Phonics lessons, using Read, Write Inc. for children who are using this as their main strategy for reading. Children will be grouped with other children from across the school to ensure they get the correct support and challenge. Children will apply phonics knowledge as the route to decode words. Please practice reading their phonics book with your child every day.

Writing: This term in literacy the children will be focussing on poetry and stories about Victorian times. There will be an opportunity for exciting writing in a variety of genres, including descriptions, stories and reports.

Spellings will continue to go home each week with Spelling Tests on the following Monday. The children are also working hard to improve their handwriting; many children are now joining their letters accurately and neatly. We will also be doing some comprehension activities each week in class.

Letters being the correct size in relation to one another and beginning to join some letters. Practise handwriting at home, using a pencil and forming letters neatly.

Reading: Children will reread phonically decodable books and then a wider range of texts. They will re-read books, sounding out unfamiliar words accurately, to build up fluency and confidence in word reading through one to one reading with their Class Teacher every week. Your child can choose a book to take home. Please encourage your child to read it at least 3 times to develop fluency and sign the Reading Log. If your child is reading a longer, chapter book then read a little every day.



5 equal groups with 3 in each group



2 equal groups with 4 in each group

MATHEMATICS

This term in Maths the children will continue to build on their understanding of addition, subtraction including bridging 10. They will be learning about multiplication, division and simple fractions. They will collect, record and interpret data. They will practise telling the time as well as adding and subtracting hours. We will learn about symmetry and apply it to bridge design and answer problems about money.

Recognise and use symbols for pounds (£) and pence (p); Find different combinations of coins that equal a total. Solve simple problems with money of including giving change. • Recall and use facts for the 2, 5 and 10 times tables, including recognising odd and even numbers. • Solve problems involving multiplication and division

At home you can practise the 2, 5 and 10 times tables and get them to help you with shopping tasks, adding up items.

Computing

The children begin each term with e-safety lessons, and then move onto Digital Photography. [Capture and change digital photographs for different purposes.](#)

At home, remember to use the Chromebooks and access Learning with Parents


Art & Design Technology

We will be using clay to design our own tile inspired by William Morris



PSHE (Jigsaw):

This term's theme is 'Celebrating Difference.' Children will have opportunities to think about why they are unique.



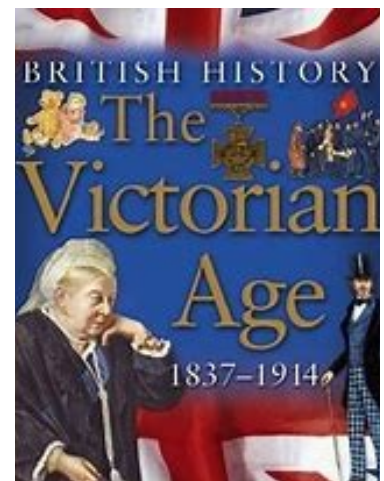
History:

We will learning about significant individuals from the Victorian era and how they have influenced British life.

The lives of significant individuals in the past who have contributed to national and international achievements. Some should be used to compare aspects of life in different periods.

Brunel, Queen Victoria, Mary Seacole, George Muller, William Morris

Can you walk around the local area with your family and spot any Victorian buildings?



News Flash!

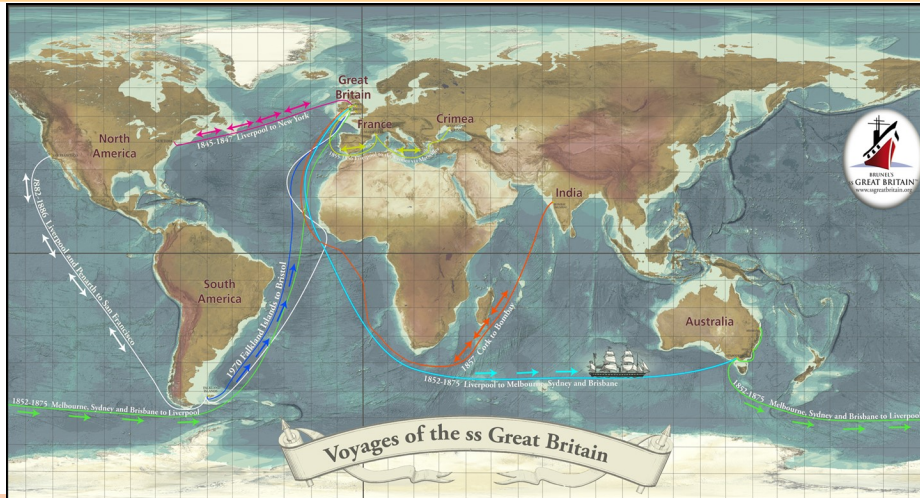
We will be having lots of exciting activities and events this term, including dressing up days, a trip to the SS Great Britain and special Christmas treats.

Keep an eye out for more information closer to the time. If you has a current DBS and are available to help on our trip on 29th November,



PE

We will be using Real PE on the large apparatus in the hall and our coaches will be working with the children on Fridays. Our PE days are still Monday and Friday. We do PE barefoot to enable the children to use their feet for balancing.



Geography

We will be using aerial photographs and maps to compare changes over time of features in the local area.

We will also use maps to explore the journey of the SS Great Britain.

Name and locate the world's five oceans.

Use aerial photographs and plan perspectives to recognise landmarks and basic human and physical features.

Can you find out about compass directions?

A Few Reminders

We would really appreciate any support with Reading in school, craft activities or occasional help with class trips. If you are able to help then please go to the Office and ask for a DBS pack.

Could we please ask that all children's belongings, particularly clothing are clearly named and that your child brings their Book Bag and Reading Log to school every day. Please send your child in with their PE kit on for their lessons on Mondays and Fridays.

If your child is being picked up by someone other than yourself please ensure the Teacher/Office is aware of the arrangement. The Teacher/Office must be informed of any changes to these arrangements by the end of the day concerned.

If you have moved house, changed telephone numbers or any other contact details please tell the Office.