

Topic Snapshot—Year One

Term 2

Enchanted woodland


Our key texts reflect this topic and the information below shows how the topic links to the National Curriculum (blue text). The key skills which link to effective learning and development (black text) are also listed. We have also put ideas for home learning (red text). As we move through the term the planning will be influenced by the children's learning, interests and responses.

Literacy:

Phonics: We have daily Phonics lessons, following the Read, Write Inc (RWI) programme. Children will be grouped with other pupils from across the school to ensure they get the correct support and challenge. Children will apply phonics knowledge as the route to decode words. Please read the Read Write Inc phonics book (in their book bag) with your child everyday.



Writing: Children will be reading a range of Traditional Tales such as The Gingerbread Man, Goldilocks and Little Red Riding Hood. They will be responding to these texts in a variety of ways, including sequencing the stories and writing a retell. The children will be taught how to use joining words such as 'and' to join sentences. Later in the term, the children will be following a set of instructions before writing their own on how to make a Christmas decoration or card. Follow some instructions at home, for example by following a recipe together and baking something yummy to eat!



Reading: Children will continue to read phonetically decodable books and develop pleasure in reading. In addition to daily phonics lessons, each child will read one to one with their Class Teacher every week. As well as their RWI book, your child can choose a book to take home from our school library. As soon as they have finished their book please return it back to school as your child will not be able to borrow another book until the previous one has been returned. Please bring their Book Bag and their Reading Log Book to school

Science

We will be learning about animals—identifying, describing and comparing them, and classifying them into groups such as fish, amphibians, birds, reptiles and mammals. The children will also be creating a Venn diagram to show if animals are carnivores, herbivores or omnivores. We will be using our local environment to explore and answer questions about animals in their habitat.

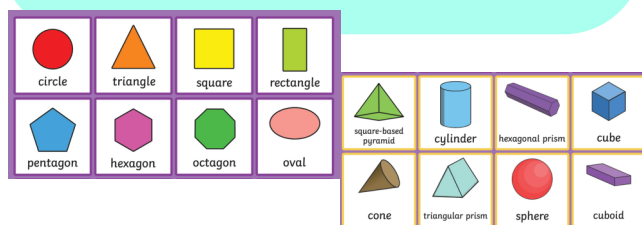
Look for wildlife in the local area. Draw and label what you find. Can you group them?



Mathematics

This term we be learning about addition and subtraction, shapes (2D and 3D) and place value to 20. We will be adding and subtracting one digit numbers to 10, recognising and naming common shapes, then moving on to counting, identifying and representing numbers to 20.

Carry out a shape hunt in your home. Make a list or draw the shapes you can see around you.



Computing

The children begin each term with e-safety lessons, so they can seek help if they have concerns about content seen on the internet.

Children will then move on to develop their understanding of a range of tools used for digital painting. They will use these tools to create their own digital paintings, while gaining inspiration from a range of artists' work. The children will then consider their preferences when painting with and without the use of digital devices.

PSHE (Jigsaw):

This term's PSHE theme is 'Celebrating differences.' Children will have opportunities to appreciate and celebrate differences and similarities between themselves and others. They will develop their problem solving skills and think about how they can help and support others, for example by using kind words and giving compliments.



Geography

In Geography, the children will be creating a pictorial map based around the Traditional Tale stories they will be reading in class, such as The Gingerbread Man. They will add human and physical features to their maps and use directional language to guide a partner to a location on a map.

On your journey to school or when on a local walk that your child is familiar with, ask them to guide you using directional language e.g. turn left at the end of the street, carefully cross the road ahead.



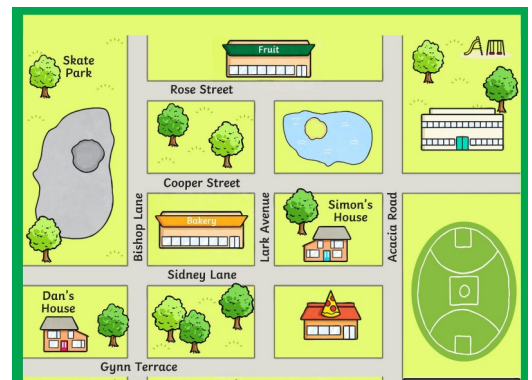
Art

In Art, the children will be making and decorating clay diva lamps as part of their learning about Diwali, which takes place on 12th November.



Design and Technology:

The children will be exploring and using mechanisms such as sliders to create a Christmas card with moving parts. They will design, make and evaluate their card.



Music:

The children will be continuing with learning how to play the recorder this term. They will also be singing lots of songs, in particular songs associated with Autumn/Winter and Christmas.



Dance and PE

We will be using the Real P.E. scheme alongside coaches from Bristol Rovers who will be teaching Gymnastics this term. **Our PE days are Tuesday and Thursday** Please wear P.E. kit (white t-shirt, leggings/joggers and a jumper) on those days.



RE:

As well as Diwali, the children will be learning about the Christmas Story. They will be performing at St Ambrose Church towards the end of the term.

A Few Reminders...

Workshops: Please join us for the following parent/carer workshops/meetings...

31st October 2.15pm—Learning with Parents Launch (Maths and Literacy home learning activities/homework) Join us to find out more, including having a go at using Learning with Parents with your child in class.

3rd November 8.45-9.10am—Parents/carers invited into school to read with their child in class.

Helpers: If you are available to support with any trips or events in school, please sign up to be a helper. Please go to the Office and ask for a form.

Winter clothing: As the weather starts to turn colder, please make sure your child has appropriate clothing in school ready to go outside at playtimes and lunchtimes, for example school fleece, coat, hat, scarf and gloves. Please make sure all items of clothing are labelled with your child's name.

Reading: Please read at home with your child at least 3 times a week and sign their reading log. The children each have a levelled reading books in their book bag.

