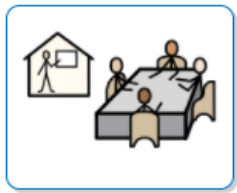




Summerhill Infant School

School Council

The journey to becoming a school councillor



Step one Week beginning 25/09/23

I will learn about what school council is and how I can become a school councillor.




Step two Week beginning 02/10/23

I will learn about the qualities required to be a school councillor. I will let my class teacher know if I would like to be put forward as a candidate for school council.




Step three Week beginning 02/10/23

If interested in becoming a school councillor, I will complete the candidate election form.



Step four Week beginning 02/10/23

If I would like to be considered, I will be given an opportunity to share my views and ideas to my class (using my election form to support me).



Step five Week beginning 02/10/23

My class will vote for their favourite candidate.



Step six Week beginning 02/10/23

My teacher will count the votes and announce which two children are the new school councillors. This will be one boy and one girl per class.



Step seven Week beginning 02/10/23


My class will reflect on the process and we will celebrate the success of our friends as a class team.

What makes an effective school councillor?



Good listener and confident speaker

It's important that a school councillor is able to listen carefully to the views of their class and confidently share these views with other children and adults in our school and local community.



What makes an effective school councillor?



Be kind and respectful

School councillors need to respect the views of all children and adults in our school. They know how to share their opinion in a way that is kind and considerate to the views of others.



What makes an effective school councillor?



Trustworthy and reliable

A school councillor needs to accurately share the view of the majority of children in their class at school council meetings, even if they don't agree. They need to show that they work hard and always try their best.




What makes an effective school councillor?



Be enthusiastic

School councillors should be keen to make a difference. They should have ideas about how we can improve our school.





What makes an effective school councillor?



Proud

School councillors should be proud of our school and want it to be the best it can be.



What makes an effective school councillor?



Commit time

School councillors need to commit time to the role. For example, in order to attend meetings.



The journey to becoming a school councillor




Step one
Week beginning 25/09/23
I will learn about what school council is and how I can become a school councillor.



Step two
Week beginning 02/10/23
I will learn about the qualities required to be a school councillor. I will let my class teacher know if I would like to be put forward as a candidate for school council.



Step three
Week beginning 02/10/23
If interested in becoming a school councillor, I will complete the candidate election form.



Step four
Week beginning 02/10/23
If I would like to be considered, I will be given an opportunity to share my views and ideas to my class (using my election form to support me).



Step five
Week beginning 02/10/23
My class will vote for their favourite candidate.



Step six
Week beginning 02/10/23
My teacher will count the votes and announce which two children are the new school councillors. This will be one boy and one girl per class.



Step seven
Week beginning 02/10/23
My class will reflect on the process and we will celebrate the success of our friends as a class team.

Candidate election form



If you are interested in becoming a school councillor, please complete the candidate election form.

Candidate election form

Name _____

Class _____

Why do you want to be a school councillor?

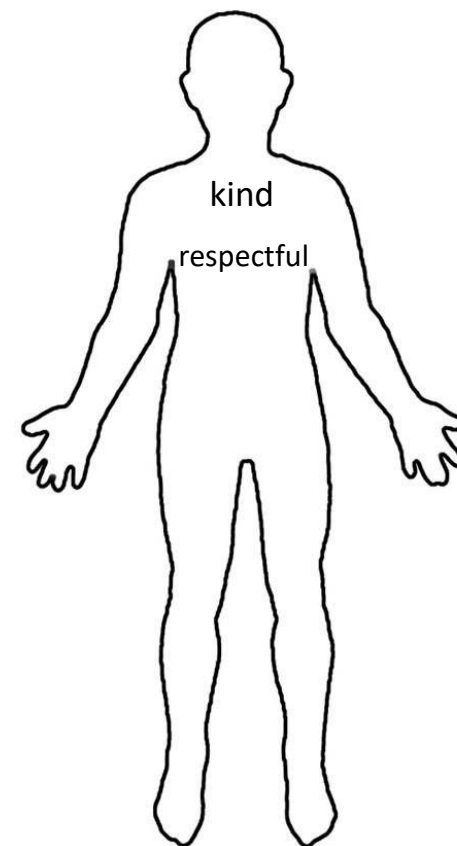
Why should people vote for you?

How would you like to improve our school?



If you have decided not to put yourself forward as a candidate, please use this time to make a note of the qualities you will be looking for when choosing your class councillor.

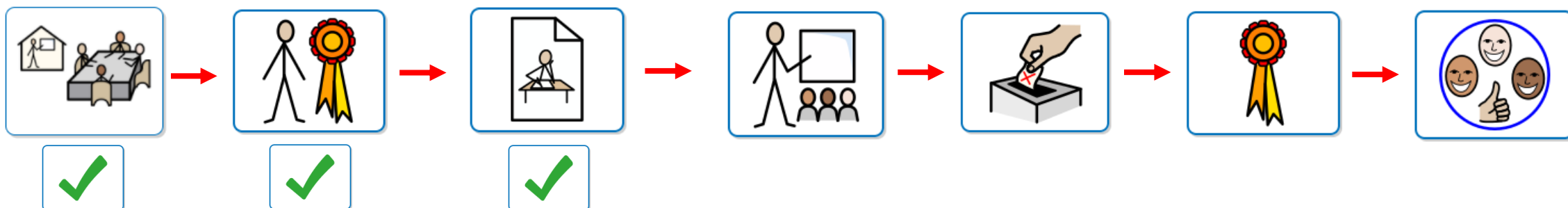
You might like to draw an outline of a person and then list all the qualities you will be looking for in the middle or draw a picture showing an example of one of these qualities in action.



The journey to becoming a school



The journey to becoming a school councillor



Step one **Week beginning** **25/09/23**

I will learn about what school council is and how I can become a school councillor.

Step two **Week beginning** **02/10/23**

I will learn about the qualities required to be a school councillor. I will let my class teacher know if I would like to be put forward as a candidate for school council.

Step three **Week beginning** **02/10/23**

If interested in becoming a school councillor, I will complete the candidate election form.

Step four **Week beginning** **02/10/23**

If I would like to be considered, I will be given an opportunity to share my views and ideas to my class (using my election form to support me).

Step five **Week beginning** **02/10/23**

My class will vote for their favourite candidate.

Step six **Week beginning** **02/10/23**

My teacher will count the votes and announce which two children are the new school councillors. This will be one boy and one girl per class.

Step seven **Week beginning** **02/10/23**

My class will reflect on the process and we will celebrate the success of our friends as a class team.