



Welcome to Year 1



September
2023

Welcome



What to expect this year...

Daily Timetable

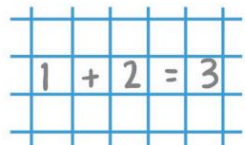
Register



Phonics

ch ai
br

Maths




Playtime



Snack



English



Assembly



Lunchtime



Register



Art



History



Reading



DT



Story



Home



Learning this term

Year 1 newsletter

- Provides you with a brief summary about what will be taught in each subject area this term.
- It has been e-mailed out to all Year 1 Parents and Carers.

Knowledge Organisers

- Further information linked to each subject area e.g. key vocabulary, key facts, interesting books etc.
- Please see our website for these



Phonics

Read Write Inc.

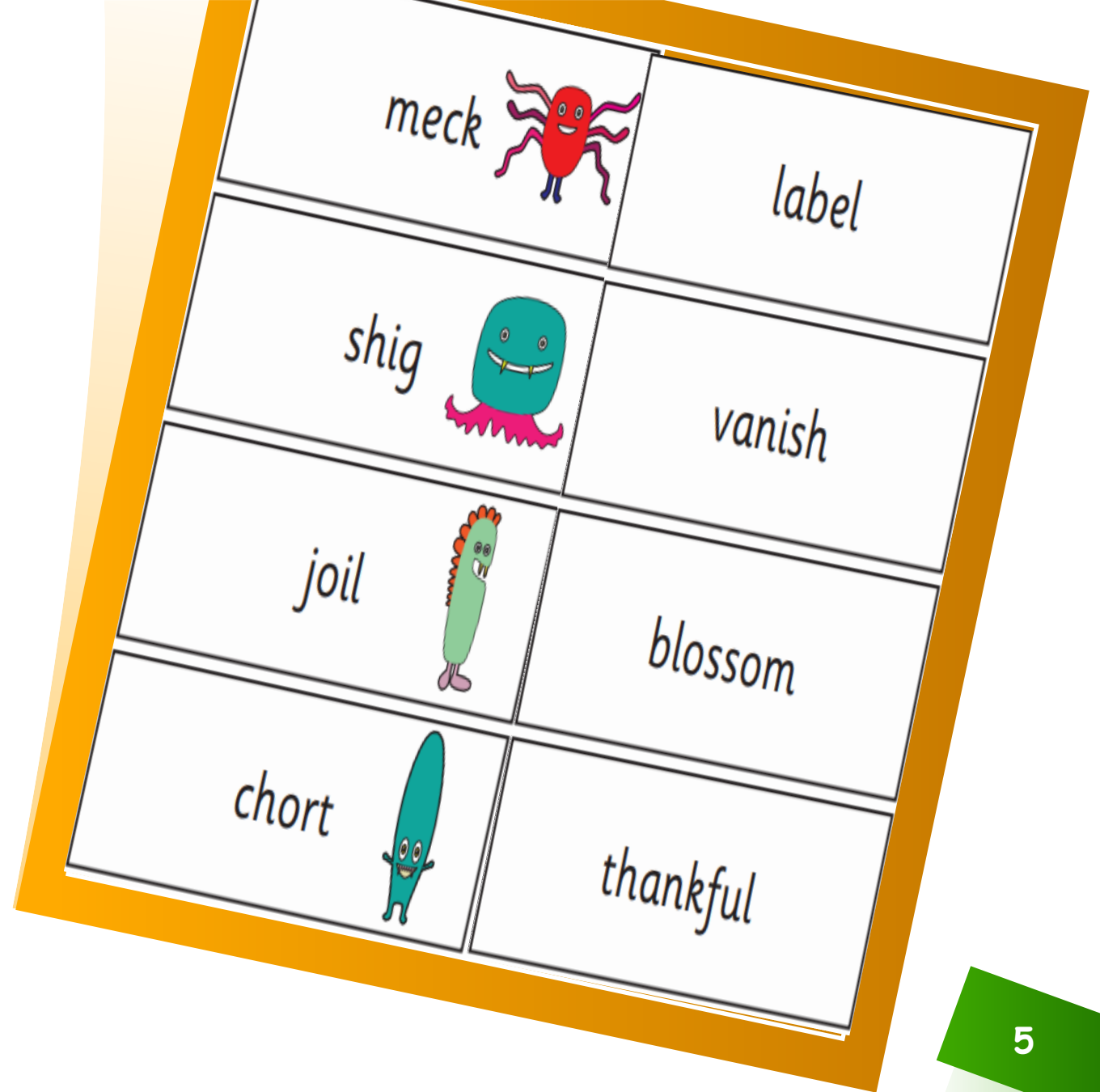
- Children are taught phonics for 30 minutes, 5 times a week through a programme called Read Write Inc (RWI).
- As we teach RWI across the school, your child will go to the appropriate group for their current level and next steps.
- Your child will learn to read in a very simple way. He or she will learn to:
 1. Read letters by their 'sounds'
 2. Blend these sounds into words
 3. Read the words in a story.
- Please attend the 'Reading at home/phonics' workshop at 2.40pm on Monday 2nd October to find out more about the teaching of reading at our school.



Phonics

Phonic Screening Check – June 2023

- At the end of Year 1 children will complete a statutory Phonics Screening Check.
- During the Phonics Screening Check, children are asked to read (i.e. decode) 40 words. Some of these words are real words and some are pseudo-words. A pseudo-word is a fake word that features strings of letters that resemble real words.
- The check takes place in June. If a child doesn't meet the expected standard, they will be given the appropriate support with their phonics to help them further and will re-sit the test at the end of Year 2.



Spellings

Weekly Spelling

- Children will be given 10 spellings to learn every week.
- These spellings will have a rule e.g. When to use ss or ff to finish a word.

At the end of one-syllable words that have a vowel (a, e, i, o, u) IMMEDIATELY followed by either an f, l, or s or sometimes z, you MUST double the consonant.

To help children learn their spellings, ready for their spelling test, we suggest practicing 4 times a week.

Here are your results for the spelling test. You scored:

Children will be tested on Friday. You will get your results and new spellings as well.

Please practise on this sheet every day for 10 minutes.

Words:				
off				
puff				
sniff				
if				
miss				
hiss				
less				
us				
bus				
yes				

Reading

Please read at home with your child everyday and sign their reading log. Children will be rewarded with house points for reading at home.

You can make a comment if you would like or you can just put your initials to show you have listened to them read.

You will also find a phonic checklist in the reading log and a list of common exception words to practice.

The image shows an open reading log notebook. The left page is partially visible, showing a grid with columns for 'Date', 'Book and page number', and 'Comments'. The right page is fully visible and contains three sections:

Date	Book and page number	Comments

Tricky words, or words to practise

New sounds I have spotted (eg night rain)

By reading your own books at home, or from the library, and making a note of them on the tables on last three pages of the reading log, your child will also receive a gift. They just have to fill these pages with the titles of books they have read which show they have gone above and beyond just reading the allocated book given to them by their Class Teacher.

Reading

Children will make a lot of progress in year 1. We know that practicing everyday makes a huge difference!

Look at the beetle.

The crow sat on the power line. She watched and she waited. But it was a **very** busy road.

Then the crow saw the cars stop at the red lights.

“Aha!” said the clever crow. “I know what to do now!” She flew back to the tree and got another nut.



This book is repetitive – look at the dog, look at the cat, look at the beetle etc.

This book has large clear pictures with vocabulary yr1 children should be comfortable using – dog, cat, beetle, bird.

This book has simple grammar – look at the, look at the.... Which a year 1 child should be able to use easily.

The vocabulary in this book is challenging and specific. It is not always supported by the pictures.

This book has complex grammar – phrases are only repeated for emphasis, there are a variety of ways the same word is used across the text.

Summerhill Infant School



Year group and Term	RWI Colour (age related expectation)
Reception T1	Sounds
Reception T2	Ditties
Reception T3	Red
Reception T4	Green
Reception T5	Purple
Reception T6	Purple
Year 1 T1	Pink
Year 1 T2	Pink
Year 1 T3	Orange
Year 1 T4	Orange
Year 1 T5	Yellow
Year 1 T6	Blue
	Grey

Beyond Read Write Inc.

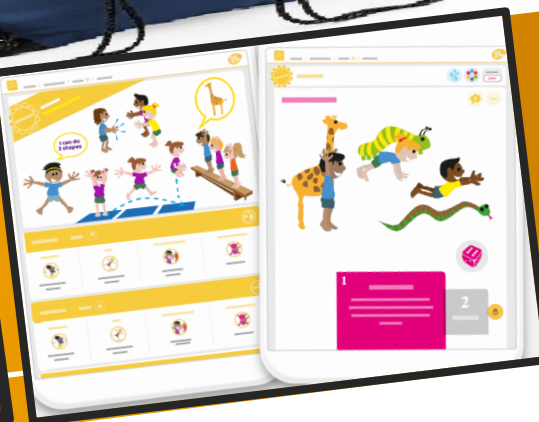
	PM Level
	Orange
	Turquoise
Year 2 T1	Purple
Year 2 T2	Purple
Year 2 T3	Gold
Year 2 T4	Gold
Year 2 T5	White
Year 2 T6	White
	Lime

P.E.

Physical Education is 2 x a week on Tuesday and Thursday afternoons.

We do a combination of Real P.E. to teach different physical skills, along with dance, yoga and games.

Please Label all P.E. kits with children's names.





Parent Helpers

If you might be available to help in class or with other events, please let us know.


Parent helpers are incredibly valued by the school.

Help in class – could you spare 1hr a week to listen to children read?

Help with learning – do you have a particular skill – cooking, art, building – that you would like to share with the children?

Help on trips – trips can only go ahead with enough adults to ensure that children are kept safe.

Please visit the office to pick up a form to fill in to become a parent helper.



Don't worry –
we know there
is a lot of new
information.

We will have meetings
throughout the year to share
more information.

Remember, the next meeting,
which is about Reading and
Phonics, is on Monday 2nd
October at 2.40pm.



Thank You!

The Year 1 team